



*10 anni di screening dei tumori del colon-retto
nella Regione Emilia-Romagna
Bologna, 9 aprile 2015*

Incidenza e mortalità dei tumori del colon-retto: ricadute sulla prevalenza e dati sulla quota di pazienti potenzialmente guariti

Azienda USL di Modena
in collaborazione con
Regione Emilia-Romagna
Assessorato Politiche per la Salute

 SERVIZIO SANITARIO REGIONALE
EMILIA-ROMAGNA

10 anni
di screening dei tumori
del colon-retto
nella Regione Emilia-Romagna

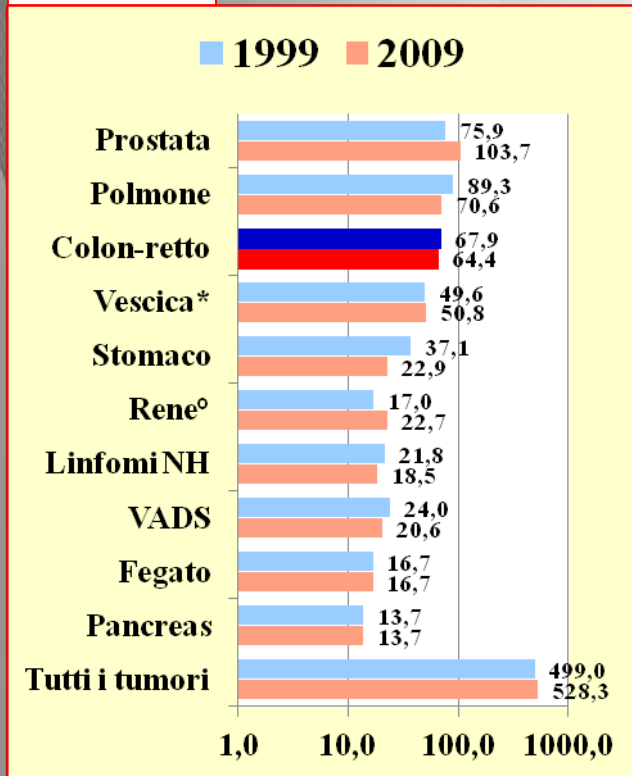
Seminario di studio
Bologna, 9 aprile 2015

Sala Conferenze A, Terza Torre,
Regione Emilia-Romagna
Viale della Fiera, 8 – Bologna

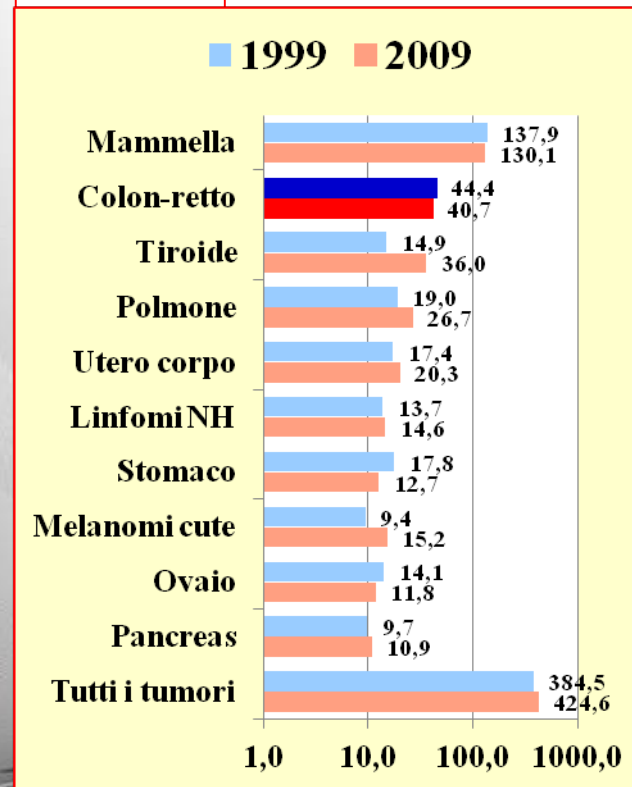
Stefano Ferretti
Servizio Sanità pubblica Regione Emilia-Romagna
Registro tumori Area Vasta Emilia Centrale

Incidenza in Emilia-Romagna *confronti temporali*

maschi

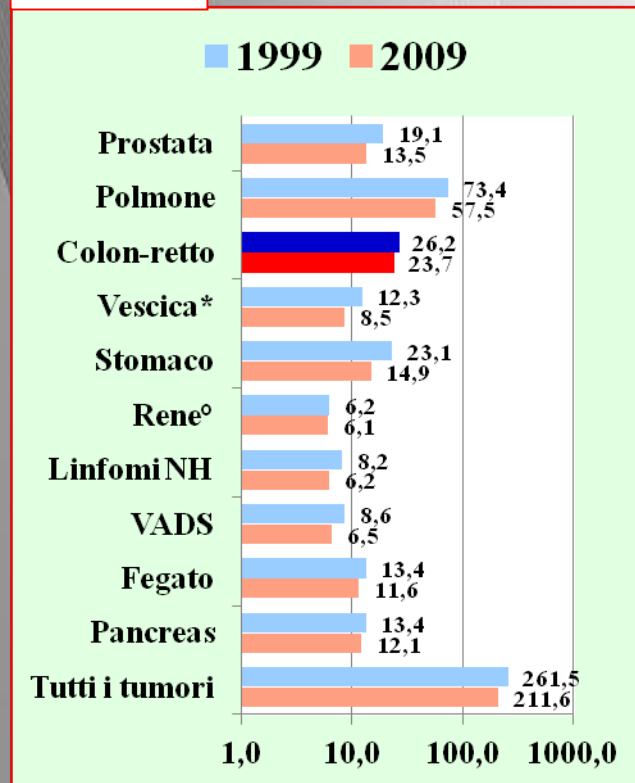


femmine

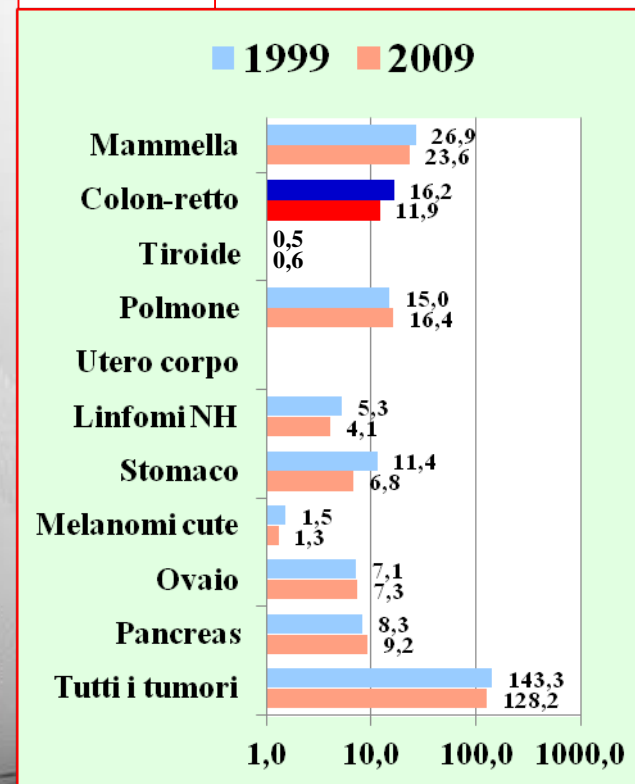


Mortalità in Emilia-Romagna *confronti temporali*

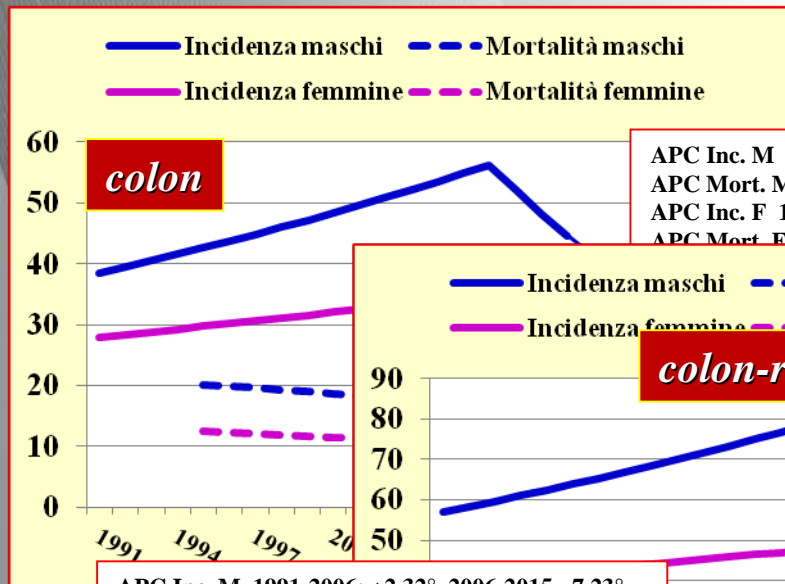
maschi



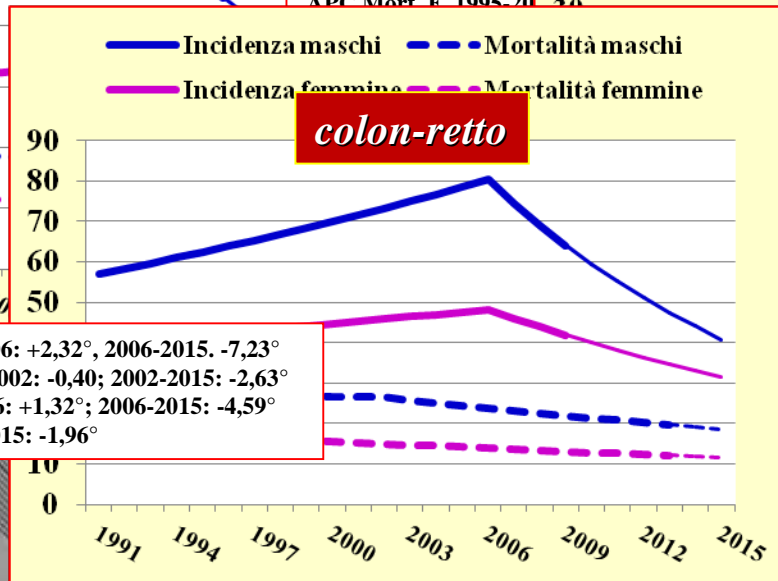
femmine



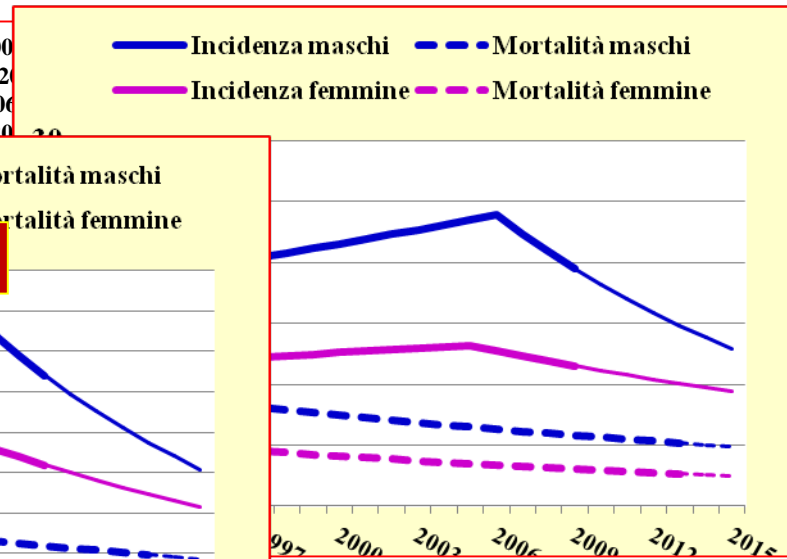
Carcinoma colorettaie in Emilia-Romagna andamenti temporali



APC Inc. M 1991-2006: +2,32°
APC Mort. M 1995-2002: -0,40°
APC Inc. F 1991-2006: +1,32°
APC Mort. F 1995-2002: -1,96°

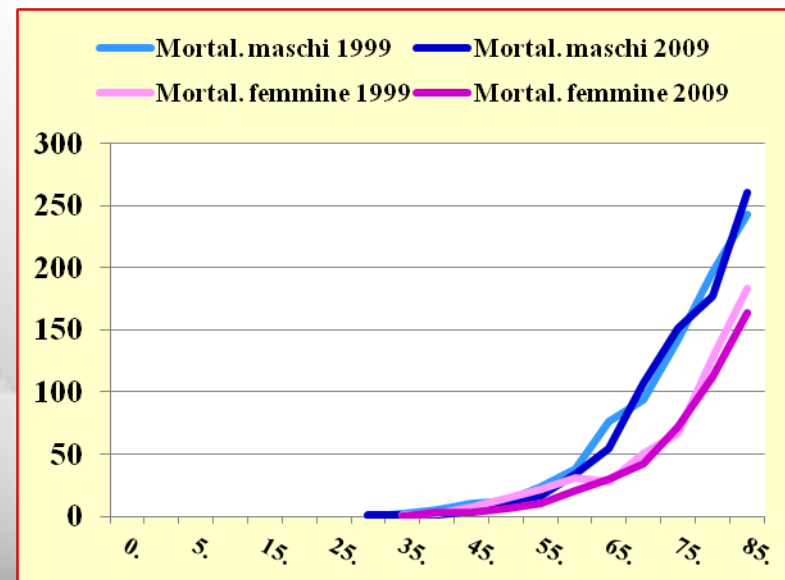
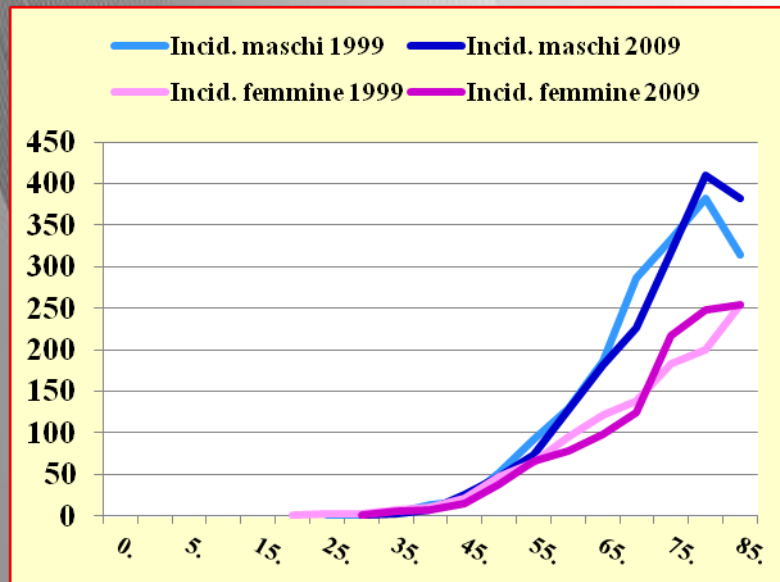


APC Inc. M 1991-2006: +2,32°; 2006-2015: -7,23°
APC Mort. M 1995-2002: -0,40°; 2002-2015: -2,63°
APC Inc. F 1991-2006: +1,32°; 2006-2015: -4,59°
APC Mort. F 1995-2015: -1,96°

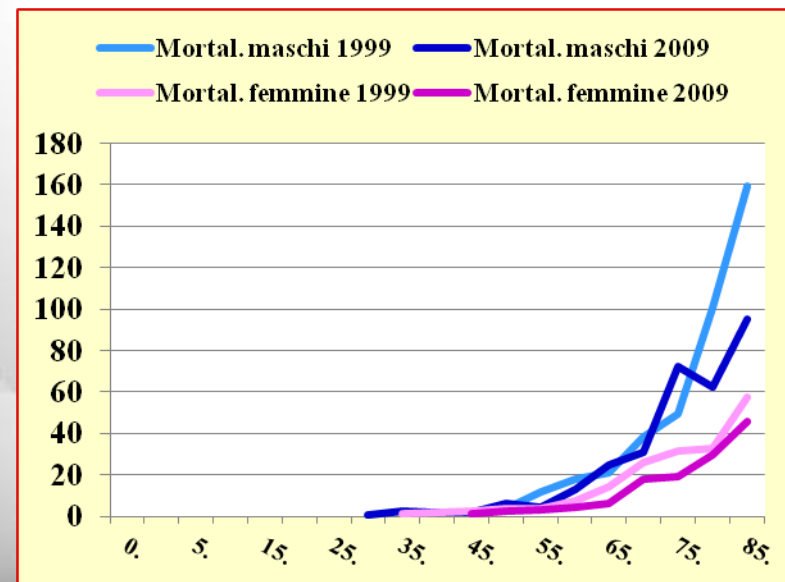
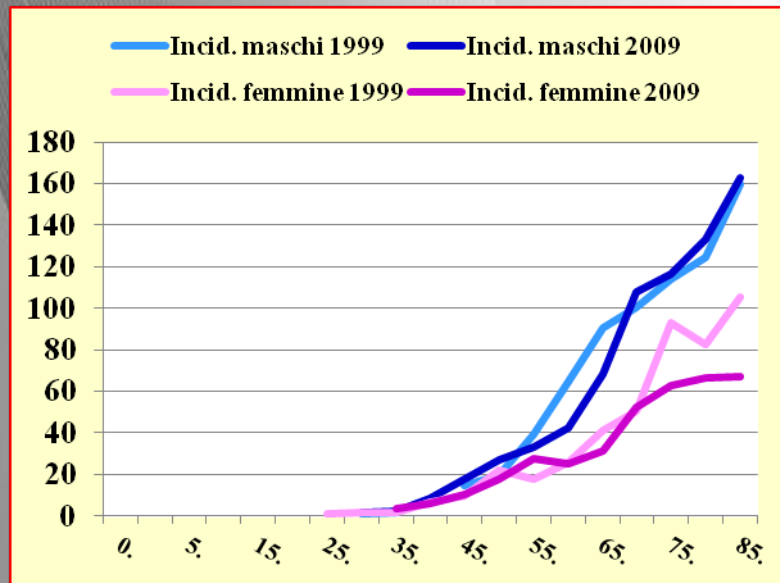


APC Inc. M 1991-2006: +1,75°; 2006-2015: -6,61°
APC Mort. M 1995-2015: -2,74°
APC Inc. F 1991-2005: +0,94°; 2005-2015: -3,36°
APC Mort. F 1995-2015: -3,31°

Carcinoma colorettaie in Emilia-Romagna *Confronti per classi di età, colon*

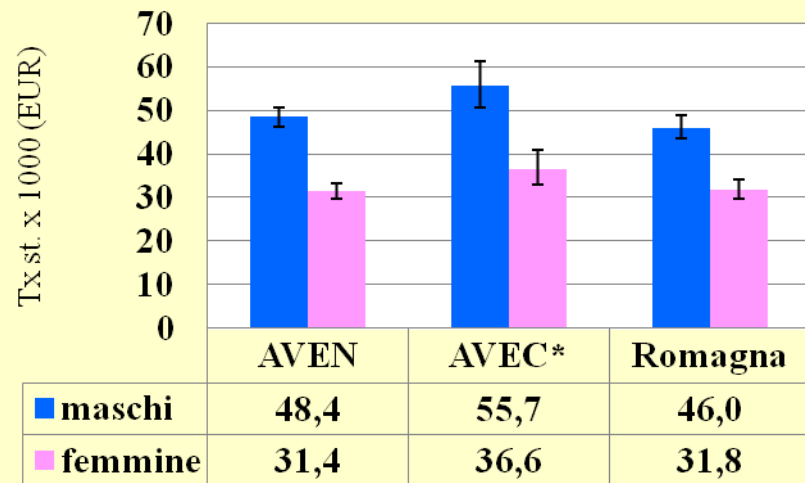


Carcinoma coloretta in Emilia-Romagna *Confronti per classi di età, retto*



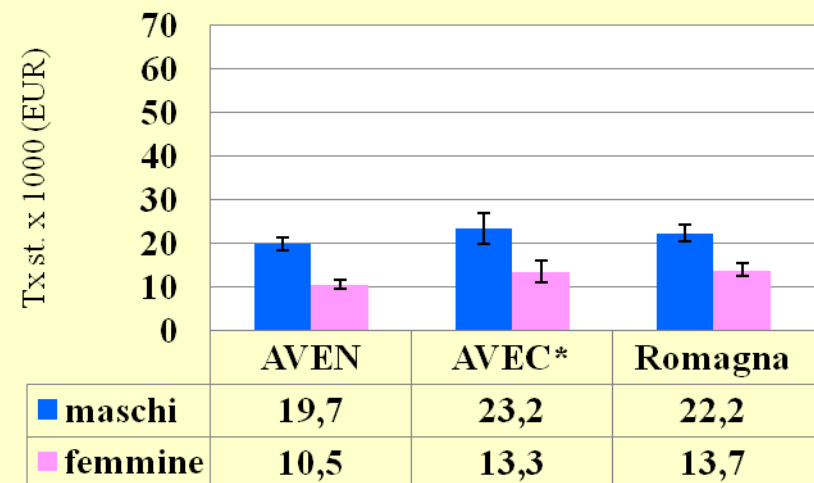
Carcinoma coloretale in Emilia-Romagna *Confronti geografici*

Incidenza, colon



(*)Provincia di Ferrara

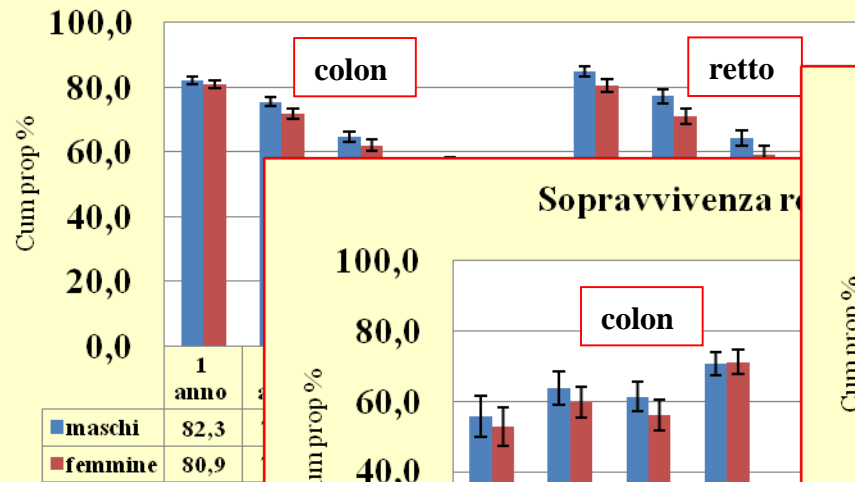
Incidenza, retto



Carcinoma colorettales in Emilia-Romagna

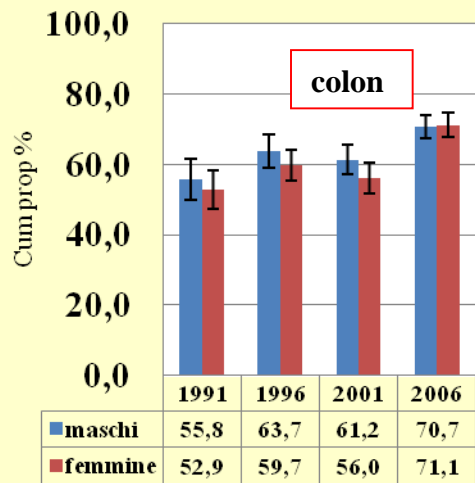
Sopravvivenza

Sopravvivenza relativa



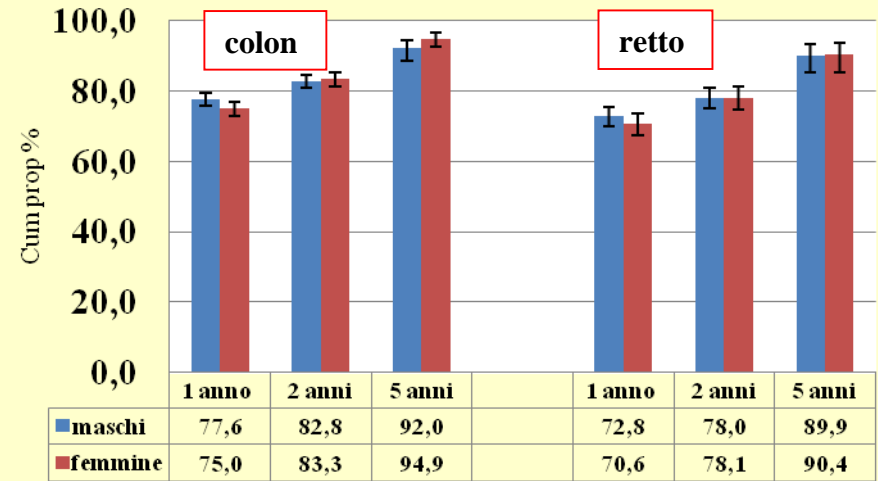
*coorte 2001-2005, f.u.

Sopravvivenza relativa



*per anno di incidenza

Sopravvivenza condizionale a 5 anni*



*coorte 2001-2005, f.u 2013

45,6 52,9 52,7 62,0

Carcinoma coloretale in Emilia-Romagna

Prevalenza e guarigione, colon



Pool of Italian Cancer Registries - 1 January 2010

COLON

COLON
(ICD-10 C18)

COMPLETE PREVALENCE BY YEARS SINCE DIAGNOSIS

YEARS →	<2	(2 - 5)	(5 - 10)	(10 - 15)	(15 - 20)	> 20
No. →	53 717	55 242	58 966	35 766	19 225	21 144
% →	22%	23%	24%	15%	8%	9%
PROPORTION PER 100 000 →	94	98	105	64	34	38

MALE 51%

FEMALE 49%

COMPLETE PREVALENCE BY SEX, MACRO-AREA, AND AGE (PROPORTION PER 100 000)

AGE CLASS →	0-44	45-59	60-74	75+	ALL AGES
MALE					
NORTH WEST	12	208	1 292	2 950	535
NORTH EAST	13	251	1 390	3 169	550
CENTRE	15	199	1 200	2 650	475
SOUTH	11	170	812	1 827	286
POOL	12	210	1 180	2 679	454
FEMALE					
NORTH WEST	13	222	924	1 939	502
NORTH EAST	13	218	956	1 988	481
CENTRE	14	196	823	1 725	405
SOUTH	12	154	670	1 271	270
POOL	12	197	854	1 764	413
BOTH SEXES					
NORTH WEST	13	215	1 094	2 301	517
NORTH EAST	13	235	1 161	2 419	514
CENTRE	14	197	1 003	2 085	439
SOUTH	11	162	737	1 488	277
POOL	12	203	1 007	2 104	433

2 587 347 CANCER SURVIVORS

244 060
COLON
CANCER SURVIVORS

ALREADY CURED
at 1 JANUARY 2010
96 641 (40%)



Prevalenza Emilia-Romagna 2010:
Maschi = 12.257
Femmine = 11.086

CURE FRACTION AND TIME TO CURE BY AGE AT DIAGNOSIS AND SEX FOR CANCER PATIENTS DIAGNOSED IN ITALY IN 1985-2009

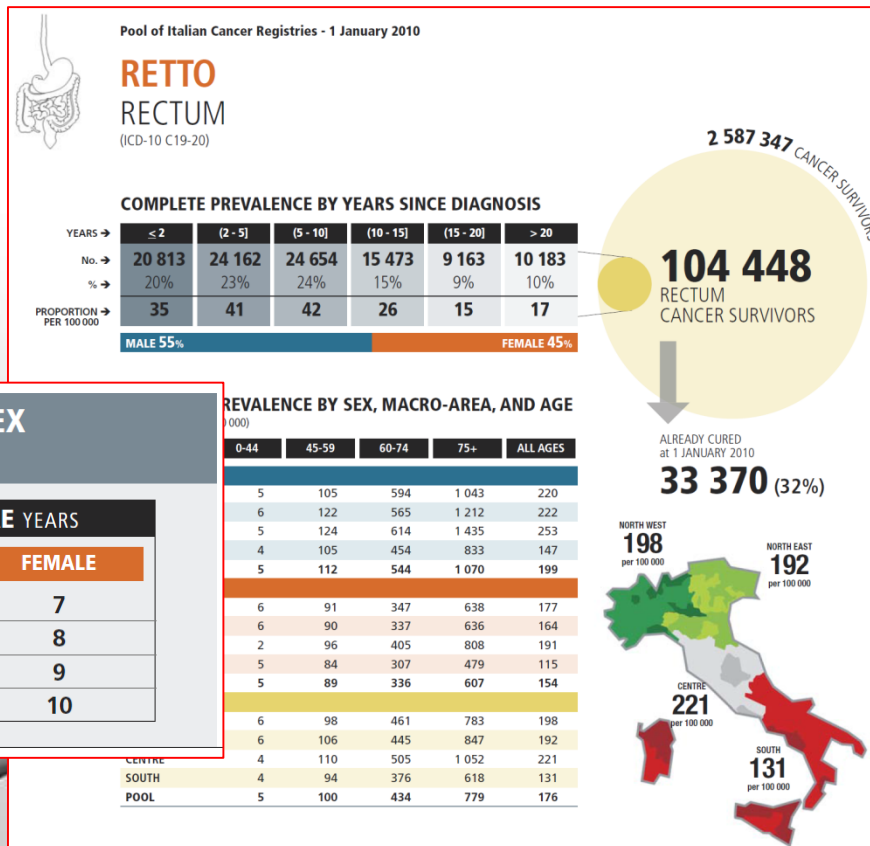
AGE AT DIAGNOSIS	CURE FRACTION %		AGE AT DIAGNOSIS	TIME TO CURE YEARS	
	MALE	FEMALE		MALE	FEMALE
0 - 44	61%	66%	0 - 44	7	5
45 - 59	53%	58%	45 - 59	8	6
60 - 74	45%	49%	60 - 74	9	7
75+	40%	44%	75+	9	7



Prevalenza Emilia-Romagna 2010:
Maschi = 4.829
Femmine = 3.780

Carcinoma coloretta in Emilia-Romagna

Prevalenza e guarigione, retto



CURE FRACTION AND TIME TO CURE BY AGE AT DIAGNOSIS AND SEX FOR CANCER PATIENTS DIAGNOSED IN ITALY IN 1985-2009

AGE AT DIAGNOSIS	CURE FRACTION %		AGE AT DIAGNOSIS	TIME TO CURE YEARS	
	MALE	FEMALE		MALE	FEMALE
0 - 44	57%	63%	0 - 44	9	7
45 - 59	48%	54%	45 - 59	10	8
60 - 74	38%	42%	60 - 74	11	9
75+	33%	36%	75+	12	10

Grazie!



**Regione Emilia-Romagna
Programmi regionali di screening coloretale
Registro regionale dei tumori del colon-retto
Registro regionale di mortalità
Rete regionale dei Registri tumori**